

JavaScript String Methods

- description : JavaScript String Methods
- author :
- email : shlim@repia.com
- lastupdate : 2021-04-23

The source of this article

[JavaScript String Methods](#)

String Methods and Properties

“John Doe” (Primitive values) 가 (가).

JavaScript ,

String Length

length

```

<!DOCTYPE html>
<html>
<body>
  <h2>JavaScript String Properties</h2>
  <p>The length property returns the length of a string</p>
  <p id="demo"></p>
  <script>
    let txt = "ABCDEFGHIJKLMNOPQRSTUVWXYZ";
    let sln = txt.length;
    document.getElementById("demo").innerHTML = sln;
  </script>
</body>
</html>

```

Finding a String in a String

indexOf() _____(occurrence) ()

```
<!DOCTYPE html>
<html>
<body>
  <h2>JavaScript String Methods</h2>
  <p>The indexOf() method returns the position of the first occurrence of a
  specified text:</p>
  <p id="demo"></p>
  <script>
    let str = "Please locate where 'locate' occurs!";
    let pos = str.indexOf("locate");
    document.getElementById("demo").innerHTML = pos; // 7
  </script>
</body>
</html>
```

%%JavaScript%% 0
0 , 1 , 2 ...

lastIndexOf() 가 ()

```
<!DOCTYPE html>
<html>
<body>
  <h2>JavaScript String Methods</h2>
  <p>The lastIndexOf() method returns the position of the last occurrence of
  a specified text:</p>
  <p id="demo"></p>
  <script>
    let str = "Please locate where 'locate' occurs!";
    let pos = str.lastIndexOf('locate');
    document.getElementById("demo").innerHTML = pos; // 21
  </script>
</body>
</html>
```

가 , indexOf() lastIndexOf() -1 .

```
<!DOCTYPE html>
```

```

<html>
<body>
  <h2>JavaScript String Methods</h2>
  <p>Both indexOf() and lastIndexOf() returns -1 if the text is not
found:</p>
  <p id="demo"></p>
  <script>
    let str = "Please locate where 'locate' occurs!";
    let pos = str.indexOf("John");
    document.getElementById("demo").innerHTML = pos; // -1
  </script>
</body>
</html>

```

```

<!DOCTYPE html>
<html>
<body>
  <h2>JavaScript String Methods</h2>
  <p>The indexOf() method accepts a second parameter as the starting
position for the search:</p>
  <p id="demo"></p>
  <script>
    let str = "Please locate where 'locate' occurs!";
    let pos = str.indexOf("locate", 15); //index[15]
    document.getElementById("demo").innerHTML = pos; // 21
  </script>
</body>
</html>

```

lastIndexOf(() .
, 가 15 , 15 , .

```

<!DOCTYPE html>
<html>
<body>
  <h2>JavaScript String Methods</h2>
  <p>The lastIndexOf() method accepts a second parameter as the starting
position for the search.</p>
  <p>Remember that the lastIndexOf() method searches backwards, so position
15 means start the search at position 15, and search to the beginning.</p>
  <p>Position 15 is position 15 from the beginning</p>
  <p id="demo"></p>
  <script>
    let str = "Please locate where 'locate' occurs!";
    let pos = str.lastIndexOf("locate", 15);
    document.getElementById("demo").innerHTML = pos; // 7
    console.log(str.length); // 36
  </script>

```



```
str.slice(beginIndex[, endIndex])
```

beginIndex:

-
- , beginIndex = str.length() + beginIndex
-) beginIndex = -3 , strLength + (-3)

endIndex:

- 0
- endIndex

(- > 가 ,) 가

```
<script>
let str = "Apple, Banana, Kiwi";
let res = str.slice(7);
document.getElementById("demo").innerHTML = res; // Banana, Kiwi
</script>
```

가 , 가

```
<script>
let str = "Apple, Banana, Kiwi";
let res = str.slice(-12);
document.getElementById("demo").innerHTML = res; // Banana, Kiwi
</script>
```

Internet Explorer 8

가

The substring() Method

substring() slice()

substring()

```
<script>
let str = "Apple, Banana, Kiwi";
let res = str.substring(7, 13); // index7 12
document.getElementById("demo").innerHTML = res; // Banana
</script>
```

substring()

The substr() Method

substr() slice()

가

```

<script>
  let str = "Apple, Banana, Kiwi";
  let res = str.substr(7, 10); // index7 10
  document.getElementById("demo").innerHTML = res; // Banana, Ki
</script>

```

, substr()

```

<script>
  let str = "Apple, Banana, Kiwi";
  let res = str.substr(8); // index7
  document.getElementById("demo").innerHTML = res; // anana, Kiwi
</script>

```

가

```

<script>
  let str = "Apple, Banana, Kiwi";
  let res = str.substr(-8); // index-8
  document.getElementById("demo").innerHTML = res; // na, Kiwi
</script>

```

Replacing String Content

replace()

()

```

<!DOCTYPE html>
<html>
<body>
  <h2>JavaScript String Methods</h2>
  <p>Replace "Microsoft" with "W3Schools" in the paragraph below:</p>
  <button onclick="myFunction()">Try it</button>
  <p id="demo">Please visit Microsoft!</p>
  <script>
    function myFunction() {
      let str = document.getElementById("demo").innerHTML;
      let txt = str.replace("Microsoft", "W3Schools");
      document.getElementById("demo").innerHTML = txt;
    }
  </script>

```

```
</script>  
</body>  
</html>
```

```
'replace()'
```

```
, replace()
```

```
<!DOCTYPE html>  
<html>  
<body>  
  <h2>JavaScript String Methods</h2>  
  <p>Replace "Microsoft" with "W3Schools" in the paragraph below:</p>  
  <button onclick="myFunction()">Try it</button>  
  <p id="demo">Please visit Microsoft and Microsoft!</p>  
  <script>  
    function myFunction() {  
      let str = document.getElementById("demo").innerHTML;  
      let txt = str.replace("Microsoft", "W3Schools");  
      document.getElementById("demo").innerHTML = txt;  
    }  
  </script>  
</body>  
</html>
```

```
replace()  
MICROSOFT
```

```
<!DOCTYPE html>  
<html>  
<body>  
  <h2>JavaScript String Methods</h2>  
  <p>Try to replace "Microsoft" with "W3Schools" in the paragraph below:</p>  
  <button onclick="myFunction()">Try it</button>  
  <p id="demo">Please visit Microsoft!</p>  
  <script>  
    function myFunction() {  
      let str = document.getElementById("demo").innerHTML;  
      let txt = str.replace("MICROSOFT", "W3Schools");  
      document.getElementById("demo").innerHTML = txt;  
    }  
  </script>  
  <p><strong>Note:</strong> Nothing will happen. By default, the replace()  
method is case sensitive. Writing MICROSOFT (with upper-case) will not
```

```
work.</P>
</body>
</html>
```

```
, /i ( ) .
```

```
<script>
function myFunction() {
  let str = document.getElementById("demo").innerHTML;
  let txt = str.replace(/MICROSOFT/i, "W3Schools");
  document.getElementById("demo").innerHTML = txt;
}
</script>
```

```
, /g ( ) .
```

```
<script>
function myFunction() {
  let str = document.getElementById("demo").innerHTML;
  let txt = str.replace(/Microsoft/g, "W3Schools");
  document.getElementById("demo").innerHTML = txt;
}
</script>
```

global match & case-insensitive

```
<script>
function myFunction() {
  let str = document.getElementById("demo").innerHTML;
  let txt = str.replace(/MiCROSOFT/gi, "W3Schools");
  document.getElementById("demo").innerHTML = txt;
}
</script>
```

Converting to Upper and Lower Case

```
toUpperCase()
```

```
<!DOCTYPE html>
<html>
<body>
```

```
<p>Convert string to upper case:</p>
<button onclick="myFunction()">Try it</button>
<p id="demo">Bonjour le Monde</p>
<script>
  function myFunction() {
    let text = document.getElementById("demo").innerHTML;
    document.getElementById("demo").innerHTML = text.toUpperCase();
  }
</script>
</body>
</html>
```

toLowerCase()

```
<script>
  function myFunction() {
    let text = document.getElementById("demo").innerHTML;
    document.getElementById("demo").innerHTML = text.toLowerCase();
  }
</script>
```

The concat() Method

concat()

```
<script>
  let text1 = "Impossible is";
  let text2 = "Nothing";
  let text3 = text1.concat(" ", text2); // // text1+ +text2
  document.getElementById("demo").innerHTML = text3; // Impossible is
  Nothing
</script>
```


concat()

```
var text = "Hello" + " " + "World!";
var text = "Hello".concat(" ", "World!");
```

: (immutable) :


String.trim()

trim()




Internet Explorer 8 trim () 가 .

IE 8 , replace() .





replace JavaScript String.prototype 가 .



JavaScript String Padding

ECMAScript 2017 가 String padStart padEnd 가 .



Internet Explorer .

Firefox Safari JavaScript .

Extracting String Characters

가 가 .

- charAt(position)
- charCodeAt(position)
- []

The charAt() Method

charAt() () .

The charCodeAt() Method

charCodeAt() .
UTF-16 (0 65535) .

Property Access

ECMAScript 5 (2009) [] .

```
* Internet Explorer 7 가 .  
* ( ).  
* 가 , %%[]%% %%undefined%% , %%charAt()%%  
* . %%str[0] = "A"%% !
```

Converting a String to an Array

split() .

(separator)
가 ""

,

[0]

.

Fix Me!

Complete String Reference

, [Complete JavaScript String Reference](#)

가

, [Javascript, String, Methods](#)

From:

<http://rwiki.repia.com/> -

. - 2023.12

Permanent link:

http://rwiki.repia.com/doku.php?id=wiki:javascript:javascript_note:js_string_methods&rev=1619165100



Last update: **2022/03/10 19:52**