

JavaScript Array Methods

- description : JavaScript Array Methods
- author :
- email : shlim@repia.com
- lastupdate : 2021-04-27

The source of this article

[JavaScript Array Methods](#)

JavaScript toString()

```
let fruits = ["Banana", "Orange", "Apple", "Mango"];
document.getElementById("demo").innerHTML = fruits.toString(); //
Banana, Orange, Apple, Mango
```

join()

join() toString() 가 (separator)

```
let fruits = ["Banana", "Orange", "Apple", "Mango"];
document.getElementById("demo").innerHTML = fruits.join(" * ");
// Banana * Orange * Apple * Mango
```

Popping and Pushing

, 가 .

popping pushing .

(popping), (pushing).

Popping

pop()

```
let fruits = ["Banana", "Orange", "Apple", "Mango"];
```

```
document.getElementById("demo1").innerHTML = fruits; //  
Banana, Orange, Apple, Mango  
fruits.pop(); // remove Mango  
document.getElementById("demo2").innerHTML = fruits; // Banana, Orange, Apple
```

pop() (popped out) .

```
let fruits = ["Banana", "Orange", "Apple", "Mango"];  
document.getElementById("demo1").innerHTML = fruits; //  
Banana, Orange, Apple, Mango  
document.getElementById("demo2").innerHTML = fruits.pop(); // Mango  
document.getElementById("demo3").innerHTML = fruits; //  
Banana, Orange, Apple
```

Pushing

push() 가 .

```
let fruits = ["Banana", "Orange", "Apple", "Mango"];  
document.getElementById("demo").innerHTML = fruits;  
  
function myFunction() {  
  fruits.push("Kiwi");  
  document.getElementById("demo").innerHTML = fruits; //  
Banana, Orange, Apple, Mango, Kiwi  
}
```

push() :

```
let fruits = ["Banana", "Orange", "Apple", "Mango"];  
document.getElementById("demo1").innerHTML = fruits; //  
Banana, Orange, Apple, Mango  
  
function myFunction() {  
  document.getElementById("demo2").innerHTML = fruits.push("Kiwi"); // 5  
  document.getElementById("demo1").innerHTML = fruits; //  
Banana, Orange, Apple, Mango, Kiwi  
}
```

Shifting Elements

Shifting popping , .

shift() , () “

```

let fruits = ["Banana", "Orange", "Apple", "Mango"];
document.getElementById("demo1").innerHTML = fruits; //
Banana, Orange, Apple, Mango
fruits.shift(); // remove first element "Banana" from fruits
document.getElementById("demo2").innerHTML = fruits; // Orange, Apple, Mango

```

shift() 가 :

```

let fruits = ["Banana", "Orange", "Apple", "Mango"];
document.getElementById("demo1").innerHTML = fruits; //
Banana, Orange, Apple, Mango
document.getElementById("demo2").innerHTML = fruits.shift(); // Banana
document.getElementById("demo3").innerHTML = fruits; //
Orange, Apple, Mango

```

unshift() 가 , (“unshifts” older elements):

```

let fruits = ["Banana", "Orange", "Apple", "Mango"];
document.getElementById("demo").innerHTML = fruits;
//Banana, Orange, Apple, Mango

function myFunction() {
  fruits.unshift("Lemon");
  document.getElementById("demo").innerHTML = fruits; //
Lemon, Banana, Orange, Apple, Mango
}

```

unshift() .

```

let fruits = ["Banana", "Orange", "Apple", "Mango"];
document.getElementById("demo1").innerHTML = fruits; //
Banana, Orange, Apple, Mango
document.getElementById("demo2").innerHTML = fruits.unshift("Lemon"); // 5
document.getElementById("demo3").innerHTML = fruits; //
Lemon, Banana, Orange, Apple, Mango

```

Changing Elements

(index number)

0 . [0] , [1] , [2] ...

```
let fruits = ["Banana", "Orange", "Apple", "Mango"];
document.getElementById("demo1").innerHTML = fruits; //
Banana, Orange, Apple, Mango
fruits[0] = "Kiwi"; // index[0] Banana "Kiwi"
document.getElementById("demo2").innerHTML = fruits; //
Kiwi, Orange, Apple, Mango
```

length 가 .

```
let fruits = ["Banana", "Orange", "Apple", "Mango"];
document.getElementById("demo").innerHTML = fruits; //
Banana, Orange, Apple, Mango

function myFunction() {
  fruits[fruits.length] = "Kiwi"; // fruits 'Kiwi'
  가
  document.getElementById("demo").innerHTML = fruits; //
Banana, Orange, Apple, Mango, Kiwi
}
```

Deleting Elements

JavaScript , JavaScript delete :

```
let fruits = ["Banana", "Orange", "Apple", "Mango"];
document.getElementById("demo1").innerHTML = "The first fruit is: " +
fruits[0]; // The first fruit is: Banana
delete fruits[0]; // index[0] Banana
document.getElementById("demo2").innerHTML = "The first fruit is: " +
fruits[0]; // The first fruit is: undefined
console.log(fruits); // (4) [empty, "Orange", "Apple", "Mango"]
```

delete (holes) . pop()
shift() .

Splicing an Array

splice()

(items)

가

.

```
let fruits = ["Banana", "Orange", "Apple", "Mango"];
document.getElementById("demo1").innerHTML = "Original Array: " + fruits;
// Original Array: Banana,Orange,Apple,Mango
function myFunction() {
  fruits.splice(2, 0, "Lemon", "Kiwi");
  document.getElementById("demo2").innerHTML = "New Array: " + fruits; //
  // New Array: Banana,Orange,Lemon,Kiwi,Apple,Mango
}
```

(2) 가 가 ()

(0)

("Lemon", "Kiwi") 가

.

.

.

splice()

.

```
let fruits = ["Banana", "Orange", "Apple", "Mango"];
document.getElementById("demo1").innerHTML = "Original Array: " + fruits; //
// Original Array: Banana,Orange,Apple,Mango

function myFunction() {
  let removed = fruits.splice(2, 2, "Lemon", "Kiwi");
  document.getElementById("demo2").innerHTML = "New Array: " + fruits; //
  // New Array: Banana,Orange,Lemon,Kiwi
  document.getElementById("demo3").innerHTML = "Removed Items: " + removed;
  // Removed Items: Apple,Mango
}
```

Using splice() to Remove Elements

, splice()

“ ”

,

.

```
let fruits = ["Banana", "Orange", "Apple", "Mango"];
document.getElementById("demo").innerHTML = fruits; //
// Banana,Orange,Apple,Mango
```

```
function myFunction() {  
  fruits.splice(0, 1);  
  document.getElementById("demo").innerHTML = fruits; // Orange,Apple,Mango  
}
```

(0) 가 가 ()

(1)

가 가

Merging (Concatenating) Arrays

concat() ()

Merging Two Arrays

```
let myGirls = ["Cecilie", "Lone"];  
let myBoys = ["Emil", "Tobias", "Linus"];  
let myChildren = myGirls.concat(myBoys);  
  
document.getElementById("demo").innerHTML = myChildren; //  
Cecilie,Lone,Emil,Tobias,Linus
```

'concat()'

'concat()'

Merging Three Arrays

```
let arr1 = ["Cecille", "Lone"];  
let arr2 = ["Emil", "Tobias", "Linus"];  
let arr3 = ["Robin", "Morgan"];  
  
let myChildren = arr1.concat(arr2, arr3);  
  
document.getElementById("demo").innerHTML = myChildren;
```

```
//Cecille,Lone,Emil,Tobias,Linus,Robin,Morgan
```

concat()

Merging an Array with Values

```
let myChildren = arr1.concat("Peter");
document.getElementById("demo").innerHTML = myChildren; //
Emil,Tobias,Linus,Peter
```

Slicing an Array

slice()

1 ("Orange")

```
'slice()'
```

3 ("Apple")

slice()



slice(1, 3)

()

, end 가 slice()

Automatic toString()

JavaScript (primitive value) , .
가 .



%%JavaScript%% %%toString()%% 가 .

Finding Max and Min Values in an Array

JavaScript 가 가 .
(JS Array Sort) .

Sorting Arrays


(sorting arrays) (JS Array Sort) .

Complete Array Reference

[Complete JavaScript Array Reference](#) .

가 .

, [Javascript](#), [Array](#), [Methods](#)



From:
<http://rwiki.repia.com/> -

. - 2023.12



Permanent link:
http://rwiki.repia.com/doku.php?id=wiki:javascript:javascript_note:js_array_methods&rev=1619492241

Last update: **2022/03/10 19:52**