

# CSS Navigation Bar

- description : CSS Horizontal Navbar
- author :
- email : shlim@repia.com
- lastupdate : 2021-03-30

## Horizontal Navigation Bars

가 (inline)      가 가 (floating)      . \

### Inline List Items

가 (inline)      가      “ ”      , <li>  


```
ul { list-style-type: none; margin: 0; padding: 0; } li { display: inline; }
```

- [Home](#)
- [News](#)
- [Contact](#)
- [About](#)

```
• display: inline; -      <li>      .      ,
```

## Floating List Items

가      <li>      ,  


```
ul { list-style-type: none; margin: 0; padding: 0; overflow: hidden; } li { float: left; } li a { display: block; padding: 8px; background-color: #dddddd; }
```

- [Home](#)
- [News](#)
- [Contact](#)
- [About](#)

**Note:** If a !DOCTYPE is not specified, floating items can produce unexpected results.

A background color is added to the links to show the link area. The whole link area is clickable, not just the text.

**Note:** overflow:hidden is added to the ul element to prevent li elements from going outside of the list..

- float: left; - float
- display: block; - ( , , , )
- padding: 8px; - 가 float
- background-color: #dddddd; - 가

**Tip:** , <a> <ul> 가

```
ul { list-style-type: none; margin: 0; padding: 0; overflow: hidden; background-color: #dddddd; } li { float: left; } li a { display: block; padding: 8px; }
```

- [Home](#)
- [News](#)
- [Contact](#)
- [About](#)

A background color is added to the list instead of each link to create a full-width background color

**Note:** overflow:hidden is added to the ul element to prevent li elements from going outside of the list.

## Result



## Horizontal Navigation Bar Example



```
ul { list-style-type: none; margin: 0; padding: 0; overflow: hidden; background-color: #333; } li { float: left; } li a { display: block; color: white; text-align: center; padding: 14px 16px; text-decoration: none; } li a:hover { background-color: rgb(116, 113, 113); }
```

- [Home](#)
- [News](#)
- [Contact](#)
- [About](#)

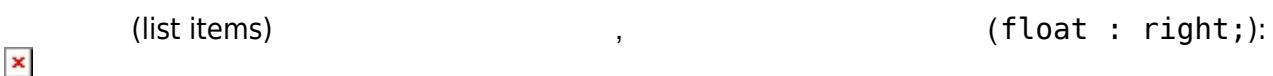
## Active/Current Navigation Link



```
ul { list-style-type: none; margin: 0; padding: 0; overflow: hidden; background-color: #333; } li { float: left; } li a { display: block; color: white; text-align: center; padding: 14px 16px; text-decoration: none; } li a:hover:not(.active) { background-color: rgb(116, 113, 113); } .active { background-color: #4caf50; }
```

- [Home](#)
- [News](#)
- [Contact](#)
- [About](#)

## Right-Align Links




```
ul { list-style-type: none; margin: 0; padding: 0; overflow: hidden; background-color: #333; } li { float: left; } li a { display: block; color: white; text-align: center; padding: 14px 16px; text-decoration: none; }
```

```
} li a:hover:not(.active) { background-color: rgb(116, 113, 113); } .active { background-color: #4caf50; }
```

- [Home](#)
- [News](#)
- [Contact](#)
- [About](#)

## Border Dividers

 (link dividers)      border-right      <li>      가      :

```
ul { list-style-type: none; margin: 0; padding: 0; overflow: hidden; background-color: #333; } li { float: left; border: 1px solid #bbb; } li:last-child { border-right: none; } li a { display: block; color: white; text-align: center; padding: 14px 16px; text-decoration: none; } li a:hover:not(.active) { background-color: rgb(116, 113, 113); } .active { background-color: #4caf50; }
```

- [Home](#)
- [News](#)
- [Contact](#)
- [About](#)

## Fixed Navigation Bar

가 , .

### Fixed Top

```
body { margin: 0; } ul { list-style-type: none; margin: 0; padding: 0; overflow: hidden; background-color: #333; position: fixed; top: 0; width: 100%; } li { float: left; } li a { display: block; color: white; text-align: center; padding: 14px 16px; text-decoration: none; } li a:hover:not(.active) { background-color: rgb(116, 113, 113); } .active { background-color: #4caf50; }
```

- [Home](#)
- [News](#)
- [Contact](#)
- [About](#)

# Fixed Top Navigation Bar

**Scroll this page to see the effect**

**The navigation bar will stay at the top of the page while scrolling**

Lorem, ipsum dolor sit amet consectetur adipisicing elit. Totam, ullam.

Lorem, ipsum dolor sit amet consectetur adipisicing elit. Totam, ullam.

Lorem, ipsum dolor sit amet consectetur adipisicing elit. Totam, ullam.

Lorem, ipsum dolor sit amet consectetur adipisicing elit. Totam, ullam.

Lorem, ipsum dolor sit amet consectetur adipisicing elit. Totam, ullam.

Lorem, ipsum dolor sit amet consectetur adipisicing elit. Totam, ullam.

Lorem, ipsum dolor sit amet consectetur adipisicing elit. Totam, ullam.

Lorem, ipsum dolor sit amet consectetur adipisicing elit. Totam, ullam.

Lorem, ipsum dolor sit amet consectetur adipisicing elit. Totam, ullam.

Lorem, ipsum dolor sit amet consectetur adipisicing elit. Totam, ullam.

Lorem, ipsum dolor sit amet consectetur adipisicing elit. Totam, ullam.

Lorem, ipsum dolor sit amet consectetur adipisicing elit. Totam, ullam.

Lorem, ipsum dolor sit amet consectetur adipisicing elit. Totam, ullam.

Lorem, ipsum dolor sit amet consectetur adipisicing elit. Totam, ullam.

## Fixed Bottom

```
body { margin: 0; } ul { list-style-type: none; margin: 0; padding: 0; overflow: hidden; background-color: #333; position: fixed; bottom: 0; width: 100%; } li { float: left; } li a { display: block; color: white; text-align: center; padding: 14px 16px; text-decoration: none; } li a:hover:not(.active) { background-color: rgb(116, 113, 113); } .active { background-color: #4caf50; }
```

- [Home](#)
- [News](#)
- [Contact](#)
- [About](#)

# Fixed Top Navigation Bar

**Scroll this page to see the effect**

**The navigation bar will stay at the top of the page while scrolling**

Lorem, ipsum dolor sit amet consectetur adipisicing elit. Totam, ullam.

Lorem, ipsum dolor sit amet consectetur adipisicing elit. Totam, ullam.

Lorem, ipsum dolor sit amet consectetur adipisicing elit. Totam, ullam.

Lorem, ipsum dolor sit amet consectetur adipisicing elit. Totam, ullam.

Lorem, ipsum dolor sit amet consectetur adipisicing elit. Totam, ullam.

Lorem, ipsum dolor sit amet consectetur adipisicing elit. Totam, ullam.

Lorem, ipsum dolor sit amet consectetur adipisicing elit. Totam, ullam.

Lorem, ipsum dolor sit amet consectetur adipisicing elit. Totam, ullam.

Lorem, ipsum dolor sit amet consectetur adipisicing elit. Totam, ullam.

Lorem, ipsum dolor sit amet consectetur adipisicing elit. Totam, ullam.

Lorem, ipsum dolor sit amet consectetur adipisicing elit. Totam, ullam.

Lorem, ipsum dolor sit amet consectetur adipisicing elit. Totam, ullam.

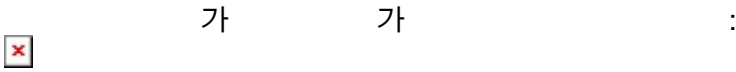
Lorem, ipsum dolor sit amet consectetur adipisicing elit. Totam, ullam.

Lorem, ipsum dolor sit amet consectetur adipisicing elit. Totam, ullam.



**Note:** (fixed position)

## Gray Horizontal Navbar



```
ul { list-style-type: none; margin: 0; padding: 0; overflow: hidden; border: 1px solid #e7e7e7; background-color: #f3f3f3; } li { float: left; } li a { display: block; color: #666; text-align: center; padding: 14px 16px; text-decoration: none; } li a:hover:not(.active) { background-color: #ddd; } li a.active { color: white; background-color: #4caf50; }
```

- [Home](#)
- [News](#)
- [Contact](#)
- [About](#)

## Sticky Navbar

sticky navbar position: sticky; <ul> 가 .  
 sticky relative fixed .  
 가 , relative “ ” (position  
 : fixed ).

```
body { font-size: 28px; } ul { list-style-type: none; margin: 0; padding: 0; overflow: hidden; background-color: #333; position: -webkit-sticky; /* Safari */ position: sticky; top: 0; } li { float: left; } li a { display: block; color: white; text-align: center; padding: 14px 16px; text-decoration: none; } li a:hover { background-color: #111; } .active { background-color: #4caf50; }
```

## Scroll Down

Scroll down to see the sticky effect.

- [Home](#)
- [News](#)
- [Contact](#)

## sticky Navigation Bar Example

The navbar will **stick** to the top when you reach its scroll position.

**Note:** Internet Explorer do not support sticky positioning and Safari requires a `-webkit-` prefix.

Some text to enable scrolling. Lorem ipsum dolor sit amet, illum definitiones no quo, malisset concludaturque et eum, altera fabulas ut quo. Atqui causae gloriatur ius te, id agam omnis evertitur eum. Affert laboramus repudiandae nec et. Inciderint efficiantur his ad. Eum no molestiae voluptatibus.

Some text to enable scrolling. Lorem ipsum dolor sit amet, illum definitiones no quo, malisset concludaturque et eum, altera fabulas ut quo. Atqui causae gloriatur ius te, id agam omnis evertitur eum. Affert laboramus repudiandae nec et. Inciderint efficiantur his ad. Eum no molestiae voluptatibus.

Some text to enable scrolling. Lorem ipsum dolor sit amet, illum definitiones no quo, malisset concludaturque et eum, altera fabulas ut quo. Atqui causae gloriatur ius te, id agam omnis evertitur eum. Affert laboramus repudiandae nec et. Inciderint efficiantur his ad. Eum no molestiae voluptatibus.

Some text to enable scrolling. Lorem ipsum dolor sit amet, illum definitiones no quo, malisset concludaturque et eum, altera fabulas ut quo. Atqui causae gloriatur ius te, id agam omnis evertitur eum. Affert laboramus repudiandae nec et. Inciderint efficiantur his ad. Eum no molestiae voluptatibus.

Some text to enable scrolling. Lorem ipsum dolor sit amet, illum definitiones no quo, malisset concludaturque et eum, altera fabulas ut quo. Atqui causae gloriatur ius te, id agam omnis evertitur eum. Affert laboramus repudiandae nec et. Inciderint efficiantur his ad. Eum no molestiae voluptatibus.

Some text to enable scrolling. Lorem ipsum dolor sit amet, illum definitiones no quo, malisset concludaturque et eum, altera fabulas ut quo. Atqui causae gloriatur ius te, id agam omnis evertitur eum. Affert laboramus repudiandae nec et. Inciderint efficiantur his ad. Eum no molestiae voluptatibus.

Some text to enable scrolling. Lorem ipsum dolor sit amet, illum definitiones no quo, malisset concludaturque et eum, altera fabulas ut quo. Atqui causae gloriatur ius te, id agam omnis evertitur eum. Affert laboramus repudiandae nec et. Inciderint efficiantur his ad. Eum no molestiae voluptatibus.

**Note:** Internet Explorer sticky positioning( )  
Safari -webkit- 가 ( ).  
sticky positioning( ) top, right, bottom left

## Responsive Topnav



```
body {margin: 0;} ul.topnav { list-style-type: none; margin: 0; padding: 0; overflow: hidden; background-color: #333; } ul.topnav li {float: left;} ul.topnav li a { color: white; display: block; text-align: center; padding: 14px 16px; text-decoration: none; } ul.topnav li a:hover:not(.active) {background-color: #111;} ul.topnav li a.active {background-color: #4caf50;} ul.topnav li.right {float: right;} @media screen and (max-width: 600px) { ul.topnav li.right, ul.topnav li {float: none;} }
```

- [Home](#)
- [News](#)
- [Contact](#)
- [About](#)

## Responsive Topnav Example

This example use media queries to stack the topnav vertically when the screen size is 600px or less.

You will learn more about media queries and responsive web design later in our CSS Tutorial.

**Resize the browser window to see the effect.**

## Responsive Sidenav

```
body {margin: 0;} ul.sidenav { list-style-type: none; margin: 0; padding: 0; width: 25%; background-color: #f1f1f1; position: fixed; height: 100%; overflow: auto; } ul.sidenav li a { display: block; color: #000; padding: 8px 16px; text-decoration: none; } ul.sidenav li a.active { background-color: #4caf50; color: white; } ul.sidenav li a:hover:not(.active) { background-color: #555; color: white; } div.content { margin-left: 25%; padding: 1px 16px; height: 1000px; } @media screen and (max-width: 900px) { ul.sidenav { width: 100%; height: auto; position: relative; } ul.sidenav li a { float: left; padding: 15px; } div.content { margin-left: 0; } } @media screen and (max-width: 400px) { ul.sidenav li a { text-align: center; float: none; } }
```

- [Home](#)
- [News](#)
- [Contact](#)
- [About](#)

## Responsive Sidenav Example

This example use media queries to transform the sidenav to a top navigation bar when the screen size is 900px or less.

We have also added a media query for screens that are 400px or less, which will vertically stack and center the navigation links.

You will learn more about media queries and responsive web design later in our CSS Tutorial.

**Resize the browser window to see the effect.**

## Dropdown Navbar

가 .

```
ul { list-style-type: none; margin: 0; padding: 0; overflow: hidden; background-color: #333; } li { float: left; } li a, .dropbtn { display: inline-block; color: white; text-align: center; padding: 14px 16px; text-decoration: none; } li a:hover, .dropdown:hover .dropbtn { background-color: red; } li.dropdown { display: inline-block; } .dropdown-content { display: none; position: absolute; background-color: #f9f9f9; min-width: 160px; box-shadow: 0px 8px 16px 0px rgba(0, 0, 0, 0.2); z-index: 1; } .dropdown-content a { color: black; padding: 12px 16px; text-decoration: none; display: block; text-align: left; } .dropdown-content a:hover { background-color: #f1f1f1; } .dropdown:hover .dropdown-content { display: block; }
```

- [Home](#)
- [News](#)
- [Dropdown](#)  
[Link 1](#) [Link 2](#) [Link 3](#)

### Dropdown Menu inside a navigation Bar

Hover over the "Dropdown" link to see the dropdown menu.

, [CSS](#), [Horizontal](#), [Navbar](#)

From:  
<https://rwiki.repia.com/> -

. - 2023.12

Permanent link:  
[https://rwiki.repia.com/doku.php?id=wiki:css:css\\_note:css\\_horizontal\\_navbar](https://rwiki.repia.com/doku.php?id=wiki:css:css_note:css_horizontal_navbar)



Last update: **2023/01/13 18:44**