




# Android Studio





1. <https://developer.android.com/studio>
2. DOWNLOAD ANDROID STUDIO
- 

1. .exe . ( .)

-

1. DO not import settings
- 
2. 가
- 
3. Do not import settings , Finish

## Git import

1. File > New > Project from Version Controll
- 
2. git Clone URL URL
- git Project Directory .
- 
3. “ Project 가? ” Yes
- 
4. “ 가 ”, “ 가 ”
- 

# AVD

AVD(Android Virtual Device) Manager

1. AVD Manager



2. Create Virtual Device.. Device

start ( )



3.



4.



5. 가 가 (Virtual Device) Start



## Troubleshooting

## Ref

•

, [android](#)

From:

<http://rwiki.repia.com/> -

. - 2023.12

Permanent link:

<http://rwiki.repia.com/doku.php?id=wiki:androidstudio&rev=1599745882>



Last update: **2022/03/10 19:52**